

Klassikaline vitraaž

Klassikaline vitraaž on kõige vanem vitraažitehnika, mis on ajas vähe muutunud.

Klassikalist vitraaži on kõige parem kirjeldada väljendiga „nagu kirikus“.

Tehnikas kasutatakse värvilisi vitraaži klaase, kus iga tükk on eraldi klaasist välja lõigatud. Tükid seotakse omavahel H-kujulise tinast profiiliga. Kui vitraaž on kokku pandud joodetakse tinaprofiil üle. Klassikaline vitraaž sobib hästi geomeetriliste mustrite jaoks.

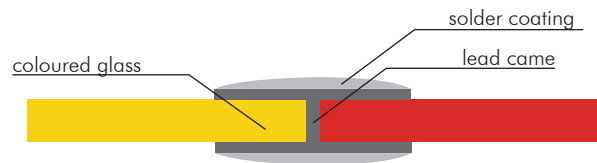
Soovitame klassikalist vitraaži kasutada restaureerimiste puhul ja vanades ajaloolistes hoonetes.

Klassikaline vitraaž/ Classic stained glass


- Tina värv: hõbe, tumehall
- Tina laius: 8 mm
- Suurim mõõt: 1000x1000 mm. Suurem mõõt vajab lisajaotusi või tugevdusi.

Classic stained glass

This technique is best described as what we are used to see in churches. It is the oldest technique in stained glass history and it has changed very little. With this technique coloured glass is used and every piece of glass is cut by hand. The pieces are assembled with H-shape lead came. After assembling the glass, lead came is soldered on both sides. This technique fits well with classic geometric and diamond patterns. This type of stained glass is best for restoration works and old historical buildings.



- Lead colour: silver, dark grey
- Lead width: 8 mm
- Max size: 1000x1000 mm. Larger glass needs additional sections or strengthening.



Tiffany vitraaž

Värvilisest klaasist lõigatakse välja kõik tükid.


Iga tükk ääristatakse iseliimuva vaskfooliumiga. Seejärel asetatakse tükid joonise alusel kõrvuti ning joodetakse tina abil kokku. Tiffany tehnika võimaldab

omavahel liita väga väikeseid klaasitükke ning moodustada keerukaid mustreid. Eriti hästi sobib tehnika looduslike motiivide ja lillmusterite puhul. Peamine erinus

klassikalisest vitraažist on see, et tiffani vitraažil on tinajooned varieeruva laiusega ning peenemad kui klassikalisel vitraažil.

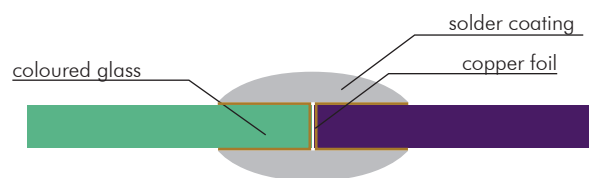
Tiffany vitraaž/ Tiffany stained glass

- Tina värv: hõbe, tumehall
- Tina laius: 3-7mm
- Suurim mõõt: 1000x1000 mm. Suurem klaas vajab lisajaotusi või tugevdusi.



Tiffany stained glass

All the pieces are cut by hand from coloured glass. Cut edges are covered with self adhesive copper foil. After that pieces are laid side by side and copper foil is soldered. Coating connects the pieces. Tiffany technique allows very complex patterns with small details. This technique goes especially well with nature motives and flower patterns. Main visual difference compared to classic stained glass is that lead lines on tiffany glass vary throughout the work. Usually the lines are thinner than on classic stained glass.



- Lead colour: silver, dark grey
- Lead width: 3-7mm
- Max size: 1000x1000 mm. Larger glass needs additional strengthening or sections.



Kilevitraaž

Kilevitraaž tehakse ühele klaastahvlile. Joonise abil kantakse klaasi ühele poolele iseliimuv tinariba. Klaas keeratakse ümber ning ettenähtud kohtadesse kantakse spetsiaalne värviline vitraaži kile. Seejärel kaetakse kileservad vastavalt alumisele tinajoonisele samuti tinaribadega. Kilevitraaž on visuaalselt sarnane teistele tehnikatele. Kuna joonis kantakse tervele klaasilehele, võimaldab see katta suuremaid pindu, ilma et klaas aja jooksul deformeeruks.

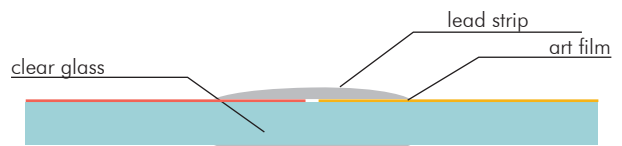
Kilevitraaž/ Art film stained glass

- Tina värv: hõbe, tumehall
- Tina laius: 4, 6 või 9 mm
- Suurim mõõt: ei ole limiteeritud



Art film stained glass

For this type of stained glass the pattern covers one whole sheet of glass. First, self adhesive lead strips are laid on the glass according to a drawing. After that, the glass is turned over and coloured art film is laid where necessary. Edges of film are covered with lead strips according to lines below. Art film stained glass is visually quite similar to other types of stained glass. Art film stained glass does not deform in time, so larger areas can be covered with glass.



- Lead colour: silver, dark grey
- Lead width: 4, 6 or 9 mm
- Max size: not limited

